
















USE of PROCEEDS (post issue) TAP GREEN ISSUED 2021-MATURITY 2031 (ISIN XS2275029085)

**TAP GREEN ISSUED 2021-MATURITY 2031
(post issue)**

n.	Project Description and Eligible Category (DNV)	Eligible Green Category	Business Unit	SDG	total 2015-2020	2021	total	%
Cogeneration facilities					11.657.731	6.958.577	18.616.308	9,8%
1	Waste to energy plant for heat production in Parma	Energy efficiency	Waste management	 	3.233.045	3.631.521	6.864.566	3,6%
2	Waste to energy plant for heat production in Piacenza	Energy efficiency	Waste management	 	5.631.697	3.327.056	8.958.753	4,7%
10	Cogeneration plant Moncalieri-GT2 RPW	Energy efficiency	Energy	 	2.792.989		2.792.989	1,5%
Waste collection and sorting upgrades					23.861.847	28.857.957	52.719.803	27,8%
3	Development of separate waste collection services	Waste management efficiency and recycling	Waste management	 	4.729.021	7.601.476	12.330.497	6,5%
4	PAI PARMA: plastics, paper and cardboard selection plant	Waste management efficiency and recycling	Waste management	 	9.500.000	12.731.903	22.231.903	11,7%
5	Biowaste recovery to produce compost and biomethane - Ferrania (SV)	Waste management efficiency and recycling	Waste management	 		5.336.808	5.336.808	2,8%
6	Biowaste recovery to produce compost and biomethane - Santhià (TO)	Waste management efficiency and recycling	Waste management	 	9.632.826	3.187.770	12.820.596	6,8%
Energy distribution and management					68.241.323	17.338.904	85.580.227	45,1%
7	Accumulators district heating in San Salvario (TO)	Energy efficiency	Energy	 		2.527.766	2.527.766	1,3%
8	Heat exchange and pumping substation in Lucento	Energy efficiency	Energy	 		3.217.661	3.217.661	1,7%
11	Smart solutions	Energy efficiency	Networks	 				
13	Gas distribution Smart Metering (Emilia and Liguria)	Energy efficiency	Networks	 	47.702.139	5.081.939	52.784.078	27,8%
14	Replacement of gas distribution networks	Energy efficiency	Networks	 	20.539.185	6.511.538	27.050.723	14,2%
Energy network development						9.075.639	9.075.639	4,8%
9	District heating networks development in Turin	Renewable energy	Energy	 		9.075.639	9.075.639	4,8%
Wastewater treatment plant upgrades					2.910.000	15.907.532	18.817.532	9,9%
12	Investment in drainage and purification (La Spezia-Liguria)	Waste water treatment	Networks	 	2.910.000	5.307.532	8.217.532	4,3%
16	Investment in sewage and waste water plants (Emilia and Liguria)	Waste water treatment	Networks	 		10.600.000	10.600.000	5,6%
Electric Vehicles					2.593.038	2.505.453	5.098.491	2,7%
15	E-mobility initiatives in the Iren offices	Transport	Market	 	2.593.038	2.505.453	5.098.491	2,7%
TOTAL PROCEEDS net of the issue discount					109.263.938	80.644.062	189.908.000	100,0%
ISSUE DISCOUNTS							10.092.000	
TOTAL							200.000.000	