

































USE of PROCEEDS (post issue) TAP GREEN BOND ISSUED 2021-MATURITY 2031
(ISIN XS2275029085)

TAP GREEN BOND ISSUED 2021-MATURITY 2031
(ISIN XS2275029085)
(post issue)

n.	Project Description and Eligible Category (DNV)	Eligible Green Category	Business Unit	SDG	total 2015-2020	2021	2022	total	%	
Cogeneration facilities							6.958.577	3.262.928	10.221.505	5,4%
1	Waste to energy plant for heat production in Parma	Energy efficiency	Waste management	 		3.631.521	1.581.953	5.213.474	2,7%	
2	Waste to energy plant for heat production in Piacenza	Energy efficiency	Waste management	 		3.327.056	1.279.952	4.607.008	2,4%	
10	Cogeneration plant Moncalieri-GT2 RPW	Energy efficiency	Energy	 			401.023	401.023	0,2%	
Waste collection and sorting upgrades						4.729.021	28.857.957	9.651.148	43.238.125	22,8%
3	Development of separate waste collection services	Waste management efficiency and recycling	Waste management	 	4.729.021	7.601.476	3.853.062	16.183.559	8,5%	
4	PAI PARMA: plastics, card and cardboard selection plant	Waste management efficiency and recycling	Waste management	 		12.731.903	1.881.367	14.613.270	7,7%	
5	Biowaste recovery to produce compost and biomethane - Ferrania (SV)	Waste management efficiency and recycling	Waste management	 		5.336.808	838.278	6.175.086	3,3%	
6	Biowaste recovery to produce compost and biomethane - Santhià (TO)	Waste management efficiency and recycling	Waste management	 		3.187.770	3.078.441	6.266.211	3,3%	
Energy distribution and management						59.198.268	17.338.904	10.224.837	86.762.009	45,7%
7	Accumulators district heating in San Salvatio (TO)	Energy efficiency	Energy	 		2.527.766		2.527.766	1,3%	
8	Heat exchange and pumping substation in Lucento	Energy efficiency	Energy	 		3.217.661		3.217.661	1,7%	
11	Smart solutions	Energy efficiency	Networks	 			132.414	132.414	0,1%	
13	Gas distribution Smart Metering (Emilia and Liguria)	Energy efficiency	Networks	 	38.659.083	5.081.939	2.331.673	46.072.695	24,3%	
14	Replacement of gas distribution networks	Energy efficiency	Networks	 	20.539.185	6.511.538	7.760.750	34.811.473	18,3%	
Energy network development							9.075.639		9.075.639	4,8%
9	District heating networks development in Turin	Renewable energy	Energy	 		9.075.639		9.075.639	4,8%	
Wastewater treatment plant upgrades							15.907.532	22.197.736	38.105.268	20,1%
12	Investment in drainage and purification (La Spezia-Liguria)	Waste water treatment	Networks	 		5.307.532	5.571.813	10.879.345	5,7%	
16	Investment in sewage and waste water plants (Emilia and Liguria)	Waste water treatment	Networks	 		10.600.000	16.625.923	27.225.923	14,3%	
Electric Vehicles							2.505.453		2.505.453	1,3%
15	E-mobility initiatives in the Iren offices	Transport	Market	 		2.505.453		2.505.453	1,3%	
TOTAL PROCEEDS net of the issue discount						63.927.289	80.644.062	45.336.649	189.908.000	100,0%
ISSUE DISCOUNTS								10.092.000		
TOTAL								200.000.000		